

VARIO 40 SURFACE

E12F0002-

| | | | |
|-------------|----------------------|-------------------|-----------------|
| base number | Color Temperature | Finish Options | Lens Options |
|-------------|----------------------|-------------------|-----------------|

1. To build a product code in our configurator select the specify button on the base model # product page
2. To build a manual product code on this datasheet choose from the options listed below in blue font and add the suffix to the base model #

GENERAL

| |
|---------------------------------|
| Series: Vario |
| Subseries: Vario 40 |
| Brand: Unonovesette |
| Division: Exterior |
| Mounting Type: Surface |
| Mounting Location: Above Ground |
| Subcategory: Flood |

PHYSICAL

| |
|--|
| Shape: Cylinder |
| Diameter (mm): 44 |
| Diameter (in): 1 3/4 |
| Height (mm): 101 |
| Height (in): 4 |
| Light Distribution: Adjustable / Direct |
| Weight (kg): 0.27 |
| Weight (lbs): 0.59 |
| Installation Requirement: Surface mounted / Spike / Tree strap |
| Diffuser: Extra clear tempered / Frosted glass 3mm |
| Fixture Finish: ABA / ANA / ASB |
| Fixture Material: Anodized Aluminum 6026 / Machined Aged Brass |
| Cable Details: 350mm NS20N PCP 2x0.5 mm2 |

ELECTRICAL

| |
|---|
| Lamp Type: LED |
| Total Output Wattage (W): 2.6 |
| Dimming: Non-Dimmable / 0-10V Dimming |
| Driver Included: No |
| Driver Location: Remote |
| Driver Type: Constant Voltage - Universal |
| Driver Class: Class 2 |
| Input Voltage (V): 120 - 277 |
| Output Voltage (V): 24 |

LED

| |
|---|
| Number of LEDs: 1 |
| Color Temperature (°K): 2200 / 2700 / 3000 / 4000 |
| Nominal Lumen (lm): 110 / 160 / 210 / 270 |
| CRI: >90 CRI |
| Lamp Life (hrs): 100000 |

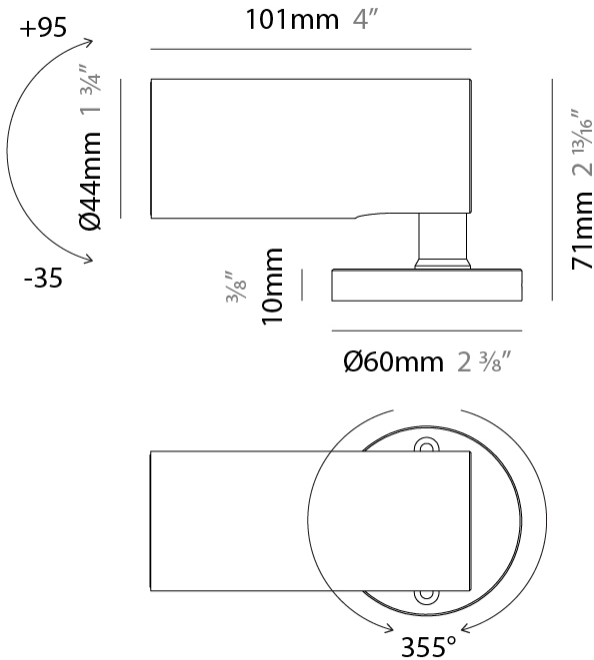
OPTICAL

| |
|---|
| Optic°: 10 / 23 / 43 / 10x40 / 40x10 |
| Beam Angle: Narrow / Medium / Wide / Elliptical |
| Adjustability: Rotational 355° |

RATINGS AND CERTIFICATIONS

| |
|--|
| Certified By: Certified for North American Standards |
| IP rating: IP66 |
| IK Rating: IK07 |

| |
|-----------|
| PROJECT |
| TYPE |
| SPECIFIER |
| QUANTITY |
| DATE |



| |
|-----------|
| PROJECT |
| TYPE |
| SPECIFIER |
| QUANTITY |
| DATE |



VARIO 40 SURFACE

E12F0003-

| | | | |
|-------------|----------------------|-------------------|-----------------|
| base number | Color Temperature | Finish Options | Lens Options |
|-------------|----------------------|-------------------|-----------------|

1. To build a product code in our configurator select the specify button on the base model # product page
2. To build a manual product code on this datasheet choose from the options listed below in blue font and add the suffix to the base model #

GENERAL

| |
|---------------------------------|
| Series: Vario |
| Subseries: Vario 40 |
| Brand: Unonovesette |
| Division: Exterior |
| Mounting Type: Surface |
| Mounting Location: Above Ground |
| Subcategory: Flood |

PHYSICAL

| |
|--|
| Shape: Cylinder |
| Diameter (mm): 44 |
| Diameter (in): 1 3/4 |
| Height (mm): 101 |
| Height (in): 4 |
| Light Distribution: Adjustable / Direct |
| Weight (kg): 0.27 |
| Weight (lbs): 0.59 |
| Installation Requirement: Surface mounted / Spike / Tree strap |
| Diffuser: Extra clear tempered / Frosted glass 3mm |
| Fixture Finish: ABA / ANA / ASB |
| Fixture Material: Anodized Aluminum 6026 / Machined Aged Brass |
| Cable Details: 350mm NS20N PCP 2x0.5 mm2 |

ELECTRICAL

| |
|---|
| Lamp Type: LED |
| Total Output Wattage (W): 3.6 |
| Dimming: Non-Dimmable / 0-10V Dimming |
| Driver Included: No |
| Driver Location: Remote |
| Driver Type: Constant Voltage - Universal |
| Driver Class: Class 2 |
| Input Voltage (V): 120 - 277 |
| Output Voltage (V): 24 |

LED

| |
|---|
| Number of LEDs: 1 |
| Color Temperature (°K): 2200 / 2700 / 3000 / 4000 |
| Nominal Lumen (lm): 173 / 233 / 283 / 343 |
| CRI: >90 CRI |
| Lamp Life (hrs): 100000 |

OPTICAL

| |
|---|
| Optic°: 10 / 23 / 43 / 10x40 / 40x10 |
| Beam Angle: Narrow / Medium / Wide / Elliptical |
| Adjustability: Rotational 355° |

RATINGS AND CERTIFICATIONS

| |
|--|
| Certified By: Certified for North American Standards |
| IP rating: IP66 |
| IK Rating: IK07 |

| |
|-----------|
| PROJECT |
| TYPE |
| SPECIFIER |
| QUANTITY |
| DATE |






| | |
|-----------|--|
| PROJECT | |
| TYPE | |
| SPECIFIER | |
| QUANTITY | |
| DATE | |



| |
|-----------|
| PROJECT |
| TYPE |
| SPECIFIER |
| QUANTITY |
| DATE |

Fixture Finish



Digital: Not all screens are calibrated the same, and therefore, colors will appear differently between screens.
Physical: When texture is involved, there will be variations in color, character and tone within a product series and between product families.



LEGEND

| | | | | | |
|--|---|--|--|--|--|
| | floor-mounted | | pivotal | | special LED (upon request) RGB, RGBW, tunable, gold+, meat+, art+, fashion+ |
| | wall and ceiling: recessed and surface mounted | | rotating | | warm dim / natural dimming LED |
| | ceiling-mounted and wall-mounted | | illuminate tilted | | rechargeable battery powered |
| | wall-mounted | | color of suspension cable | | fixture with natural vivid LED (upon request) |
| | omni-directional light distribution | | length of suspension cable | | color rendering index |
| | direct light distribution | | reflector degree selection | | color temperature |
| | direct/indirect light distribution | | super spot | | lumen (luminous flux) |
| | indirect light distribution | | lens | | efficacy (lumens per watt) |
| | asymmetric light distribution | | lens pack | | Unified Glare Rating (UGR) range from 5-40 |
| | aura light distribution | | shine ring | | marine grade (AISI 316 stainless steel) |
| | round wall or ceiling cut-out | | integrated shine ring with diffuser | | walk on |
| | square wall or ceiling cut-out | | free individual colors 01-29 | | drive on |
| | the supplied jig specifies the cutout dimensions | | individual colors: 00 (free of charge), 01-25 (extra charge) | | Dark Sky Compliance |
| | minimum distance (meters) lamp - object | | luminaire part to be colored (F1) | | Americans with Disabilities Act (less than 4" off the wall located between 27"-84" from floor) |
| | recessed depth | | luminaire part to be colored (F2) | | lamp protected against explosion |
| | ceiling thickness in mm | | luminaire part to be colored (F3) | | blown glass using traditional methods by master glass blower |
| | ceiling thickness selection | | luminaire part to be colored (F4) | | acoustic material |
| | dimmable DP (phase), DV (0-10V), DD (dali), DS (step-dim) | | luminaire part to be colored (F5) | | protection class I, protection insulation |
| | included or excluded LED driver/transformer/control gear | | color of 3-circuit adaptor | | protection class II, protection insulation |
| | separately switchable | | indirect diffuser | | ETL Certified to UL and CSA Standards |
| | sensor | | direct diffuser | | UL Certified to UL and CSA Standards |
| | remote control | | ball-proof (upon request) | | CSA Certified to UL and CSA Standards |
| | available upon request | | accessory | | Certified for North American Standards |

IP RATING

| | |
|--|--|
| | protected against ingress of solid bodies greater than 12.5mm (finger) |
| | protected against ingress of solid bodies greater than 2.5mm protected against sprays of water up to 60 degrees from the vertical (rain) |
| | protected against ingress of solid bodies greater than 1mm (wire) no protection against the ingress of moisture |
| | protected against ingress of solid bodies greater than 1mm (wire) protected against sprays of water up to 60 degrees from the vertical (rain) |
| | protected against ingress of solid bodies greater than 1mm (wire) protected against water splashed from all directions |
| | protected against limited ingress of dust (wet rooms/covered outdoor areas) protected against water splashed from all directions |
| | protected against ingress of dust protected against jets of water |
| | protected against ingress of dust protected against powerful jets of water or heavy seas |
| | protected against ingress of dust protected against immersion of water between 15cm - 1m for 30 minutes |
| | protected against ingress of dust protected against immersion of water under pressure for long periods |

IK RATING

| | |
|--|---|
| | protected against 0.14 joules impact (equivalent to 0.25kg mass dropped from 56mm above the surface) |
| | protected against 0.2 joules impact (equivalent to 0.25kg mass dropped from 80mm above the surface) |
| | protected against 0.35 joules impact (equivalent to 0.25kg mass dropped from 140mm above the surface) |
| | protected against 0.5 joules impact (equivalent to 0.25kg mass dropped from 200mm above the surface) |
| | protected against 0.7 joules impact (equivalent to 0.25kg mass dropped from 280mm above the surface) |
| | protected against 1 joules impact (equivalent to 0.25kg mass dropped from 400mm above the surface) |
| | protected against 2 joules impact (equivalent to 0.5kg mass dropped from 400mm above the surface) |
| | protected against 5 joules impact (equivalent to 1.7kg mass dropped from 300mm above the surface) |
| | protected against 10 joules impact (equivalent to 5.0kg mass dropped from 200mm above the surface) |
| | protected against 20 joules impact (equivalent to 5.0kg mass dropped from 400mm above the surface) |